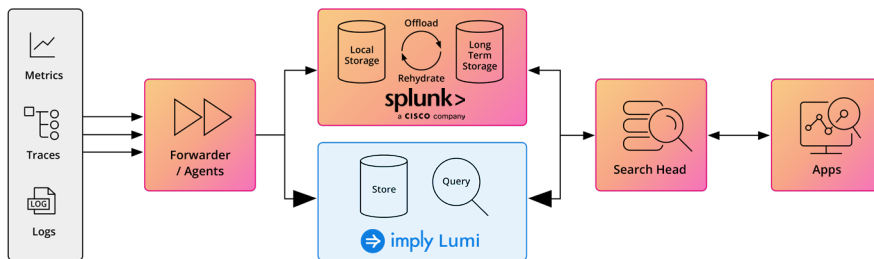


Observability solutions are black boxes—locked behind rigid pricing, limited retention, and siloed tooling. To control costs, you're forced to filter data, shorten retention, or cap usage—reducing visibility when you need it most.


## Imply Lumi changes the equation.

Imply Lumi is a high-performance, data layer that is API-compatible with your existing observability solutions. It enables you to decouple your observability stack so you can store more, search faster, and cut costs without changing workflows.

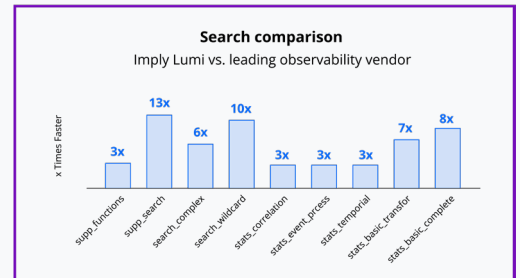
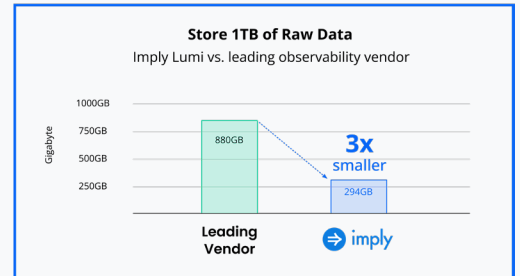


Imply Lumi provides an alternative place to store data and run queries—at a fraction of the cost. By offloading data to Lumi, you reduce spend on hardware and software licenses while preserving the dashboards, alerts, and workflows your teams rely on. Imply Lumi decouples the data layer from ingestion and visualization, working seamlessly with your existing agents and forwarders.

## Imply Lumi was built to integrate with the most common telemetry, visualization, and AI tools



## Imply Lumi Efficiency



Imply Lumi is API-compatible with Splunk and works as a high-performance storage and compute layer alongside your Splunk indexers. By offloading data to Lumi, you can control infrastructure and licensing costs—while unlocking the ability to bring more data into Splunk dashboards, alerts, and workflows.

## Why teams extend Splunk with Lumi:

### Smaller storage footprint

Ingest and retain datasets that were previously cost-prohibitive, all at full fidelity

### Faster queries

Accelerate investigations across larger, more complex data without workflow changes

### Always-on data access

Analyze data continuously without filtering, archiving, or dropping events

### Zero Workflow Changes

Keep your existing agents, dashboards, and tools.

# What Makes ImPLY Lumi Fast, Efficient, and Scalable



## Schema-on-Persist

**Smarter structure. Faster ingest. Instant query.**

Unlike schema-on-read-systems that defer structure until query time, ImPLY Lumi applies schema at ingest—organizing data for performance, adaptability, and immediate search-ability. ImPLY Lumi works with unstructured, semi-structured, or structured logs, automatically shaping them for fast and efficient queries.

- **Ingest-Time Optimization** – Automatically detects structure as data arrives and applies schema, indexing, and metadata in a single pass.
- **Query-Ready by Default** – Data is compressed, indexed, and immediately searchable—no unpacking or transformation required at query time.
- **Built to Evolve** – Automatically adapts to changes in incoming schemas without reprocessing, rigid modeling, or pipeline changes.



## Druid-Powered Query Engine

**Faster search. Higher scale. No rehydration.**

Powered by Apache Druid, ImPLY Lumi delivers consistent, high-performance search—even on compressed, high-cardinality data under heavy load.

- **High Concurrency at Scale** – Run thousands of parallel queries without bottlenecks or slowdown.
- **Significantly Faster Search** – Up to 12× faster than traditional indexers—ideal for broad, complex queries.
- **No Rehydration Required** – Query compressed data directly—no unpacking, no delay, no warm-up.



## High-Efficiency Storage

**Compact data. Lower cost. Always accessible.**

ImPLY Lumi compresses data with deep structural awareness—minimizing footprint without sacrificing fidelity, even across high-volume, noisy workloads.

- **Structure-Aware Compression** – Reduces data size by up to 3× vs. conventional index-and-search systems, using pattern-based, schema-aware compression.
- **Cross-Tenant Optimization** – Groups recurring patterns across data streams and tenants for maximum efficiency.
- **Cost Efficiency at Scale** – Save more per GB as your data grows—ideal for long-term storage and budget-sensitive use cases.



## Deep Splunk Integration

**Same agents. Same workflows. Broader reach.**

ImPLY Lumi fits seamlessly into your existing observability stack—so your teams can keep using the tools they know while gaining flexibility and scale.

- **Ingest with Existing Data Pipelines** – Supports your current ingestion methods, including Splunk Universal Forwarders, Heavy Forwarders, and OpenTelemetry via S2S or S3.
- **Federated Search in Splunk** – Connects as a Splunk-compatible federated provider, enabling native SPL queries through the Splunk UI or API.
- **Preserve and Extend Workflows** – Keep Splunk dashboards, alerts, and saved searches exactly as they are—while expanding to tools like Grafana or Kibana in the future.



# Do More with Splunk Using ImPLY Lumi



## Unlock Cloud Data Sets

Bring high-volume cloud logs—like CloudWatch, CloudTrail, and VPC Flow Logs—into Splunk workflows without breaking the budget.

With ImPLY Lumi's low-cost storage and support for existing forwarders, you can ingest previously cost-prohibitive datasets without filtering, dropping, or archiving them.



## Built for AI

Use ImPLY Lumi as a fast, queryable data layer for AI tools like Anthropic or your own LLMs via LangGraph.

Explore logs, detect anomalies, and summarize incidents using natural language—no changes to your pipelines or dashboards required.



## Support More Ecosystems

Visualize the same dataset across multiple tools—Splunk, Grafana, and more—without duplicating data.

By decoupling storage from the UI, ImPLY Lumi enables teams to use the tools they prefer while maintaining a single source of truth.



## Pilot ImPLY Lumi in Minutes

### 1. Choose a Dataset

Start with any service already logging to Splunk or one you'd like to make visible in the Splunk UI.

### 2. Send Events to ImPLY Lumi

Ingest data into ImPLY Lumi using your existing forwarders or S3 with no changes to agents, pipelines, or production systems.

### 3. Query the Data

Run native SPL queries through Splunk's UI or API using Federated Search with no rewrites or workflow disruptions.

### 4. Measure the Impact

Compare query speed, validate scalability, and evaluate storage savings to demonstrate real ROI.

### 5. Expand with Confidence

Retain more data, reduce your Splunk footprint, and preserve the tools and workflows your teams rely on.

## Ready to Get Started with ImPLY Lumi?

Modern observability shouldn't require tradeoffs. With ImPLY Lumi, you keep your tools, keep all your data, and take back control of your stack

Learn more at [imply.io](https://imply.io)

